



Screen size	60" diagonal size (1218mm x 913mm)					
Abbreviated model name	60PH	60PHF	60XH	60XHf	60XL	60XLF
Native resolution	SXGA+ (1400 x 1050 pixels)		XGA (1024 x 768 pixels)			
Accessibility	Rear	Front	Rear	Front	Rear	Front
Technology	DLP™ technology / DarkChip3™ / BrilliantColor™					
Brightness	Bright mode		800cd/m² (typ.)			
	Normal mode		700cd/m² (typ.)			
Viewability angle	Horizontal		178° (1/2 gain ±36°)			
	Vertical		60° (1/2 gain ±10°)			
Contrast ratio	2400:1 (typ.)		2200:1 (typ.)			
Screen to screen gap	0.2 - 1.5mm (*1)	1.0 - 2.5mm (*2)	0.2 - 1.5mm (*1)	1.0 - 2.5mm (*2)	0.2 - 1.5mm (*1)	1.0 - 2.5mm (*2)
Lamp system	Lamp power	132W/150W				
	Average lifetime	10,000hrs (normal mode) / 6,000hrs (bright mode)*3				
	Lamp switching time	1.0sec				
	Lamp changer system	○				
Key parts average lifetime	DLP™ chip	100,000hrs				
	Colour wheel	100,000hrs				
	Cooling fan	100,000hrs				
Control signal input	LAN: RJ45 x1 (10 BASE-T/100 BASE-TX)					
	RS-232C: D-sub 9 pins x1					
	Mitsubishi Electric original control link: D-sub 9 pins x2					
	Wire remote: F3.5jack x1					
Input board slot for optional input board	IR receiver					
Power consumption	250W (at 132W lamp power) 280W (at 150W lamp power)		230W (at 132W lamp power) 260W (at 150W lamp power)			
AC input voltage	AC 100-240V ±10%, 50/60Hz ±1Hz					
Operation environment	Temperature	10°C-35°C	10°C-30°C	10°C-35°C	10°C-30°C	10°C-30°C
	Humidity	20%-80% non-condensing				
Weight	88kg / 194lbs	94kg / 207lbs	88kg / 194lbs	94kg / 207lbs	87kg / 192lbs	93kg / 205lbs
Model number	Engine	V5PH70U		V5XH70U		V5XL70U
	Cabinet	S-6070CA	S-6070CAF	S-6070CA	S-6070CAF	S-6070CA
	Screen	SC-6070U	SC-6070UF	SC-6070U	SC-6070UF	SC-6070U

(\*1) Depending on configuration and environment. 1.5mm recommended for large walls to allow for expansion due to humidity.  
 (\*2) Depending on configuration and environment. 2.5mm recommended for large walls to allow for expansion due to humidity.  
 (\*3) The average lamp life is a reference value advised by the lamp manufacturer, not guaranteed.

**Optional Black Bead Screen upon special request**

Abbreviated model name with optional Black Bead Screen	60PHB	60PHfB	60XHb	60XHfB	60XLB	60XLFb
Model number for optional Black Bead Screen	SC-6070B	SC-6070Bf	SC-6070B	SC-6070Bf	SC-6070B	SC-6070Bf
Brightness with optional Black Bead Screen	Bright mode		180cd/m² (typ.)			
	Normal mode		160cd/m² (typ.)			
Viewability angle with optional Black Bead Screen	Horizontal		178° (1/2 gain ±35°)			
	Vertical		178° (1/2 gain ±35°)			

**Analog RGB input board**

Model number	VC-B70G2	
Signal input terminal (Analog RGB)	5BNC x1, HD D-sub 15 pins x1	
RGB input scanning frequency	Signal resolutions	VGA (640 x 480) - WUXGA (1920 x 1200)
	Horizontal	31.5kHz - 92kHz
Pixel clock rate	Vertical	49Hz - 85Hz
	Horizontal	25MHz - 162MHz
Functions	Image scaling (shrink and zoom) Frame rate conversion	

**Digital RGB input board**

Model number	VC-B70D2	
Signal input terminal (Digital RGB)	DVD x2	
RGB input scanning frequency	Signal resolutions	VGA (640 x 480) - WUXGA (1920 x 1200)
	Horizontal	31.5kHz - 92kHz
Pixel clock rate	Vertical	49Hz - 85Hz
	Horizontal	25MHz - 162MHz
Signal format	TMDS	
Functions	Image scaling (shrink and zoom) Frame rate conversion	

All information contained herein might be changed by Mitsubishi Electric Corp. without the prior notice.  
 DLP™, DarkChip3™ and BrilliantColor™ are trademarks of Texas Instruments.

**Video input board**

Model number	VC-B70V2
Signal input terminal (Analog video)	3BNC x2
Analogue video input signals	NTSC, NTSC4.43, PAL, PAL-M, PAL-N, PAL-60, SECAM
Functions	Image scaling (shrink and zoom) Frame rate conversion

**Daisy-chain board**

Model number	VC-B70DC	
Signal input terminal	Analog RGB: HD D-sub 15 pins x1 Digital RGB: DVD x1	
Signal output terminal	Analog video: 3BNC x1 Digital RGB: DVD x1 (for daisychain use only)	
RGB input scanning frequency	Signal resolutions	VGA (640 x 480) - WUXGA (1920 x 1200)
	Horizontal	31.5kHz - 92kHz
Pixel clock rate	Vertical	49Hz - 85Hz
	Horizontal	25MHz - 162MHz
Functions	Image scaling (shrink and zoom) Frame rate conversion Daisychain (up to 16 panels)	

**SDI input board**

Model number	VC-B70SD1
Signal input terminal	HD-SDI: BNC x1
Input signals	HD-SDI (SMPTE 292M) / 3D-SDI (SMPTE 293M-C)
Signal output terminal	HD-SDI: BNC x1 (for through output)
Gen Lock input terminal	BNC x1
Functions	Image scaling (shrink and zoom) Frame rate conversion



**70 Seventy Series:**

**60" Display Wall Cubes**

**MITSUBISHI ELECTRIC AUSTRALIA**  
 348 Victoria Rd Rydalmere, NSW 2116 Phone: (02) 9684 7777 Fax: (02) 9684 7208

[www.MitsubishiElectric.com.au](http://www.MitsubishiElectric.com.au)



# Originality, Expertise & Innovation ~ Setting Global Standards for Display Wall Systems with Smart 7 Concept

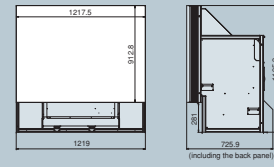
One of the first manufacturers to introduce display wall cubes using DLP™ technology in 1997, Mitsubishi Electric has a long history and extensive experience in the production of display wall systems.

Their popularity continues to grow among customers and partners, with more than 35,000 display wall units installed in countries around the world to date.

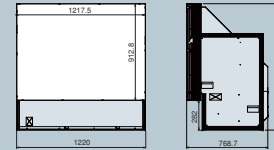
A leading product of our 7th-generation solutions, the 70 Series incorporates the latest cutting-edge technologies to ensure the delivery of superior picture quality and reliability; maintaining the excellent quality synonymous with the Mitsubishi Electric name.



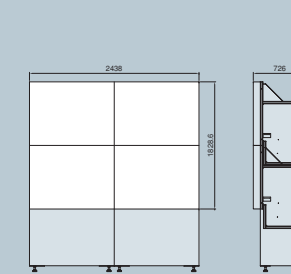
■ Single cube (Rear maintenance cube)



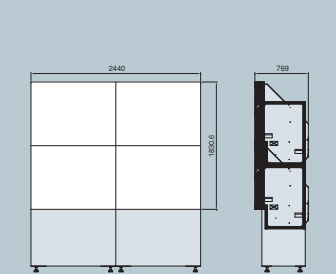
■ Single cube (Front maintenance cube)



■ 2x2 multi screen configuration (Rear maintenance cube)



■ 2x2 multi screen configuration (Front maintenance cube)



## Intelligence

### Advanced Smart Lamp

- Automatic colour adjustment after replacing the lamp
- A lamp switch function which detects the fading brightness of the lamp at the end of its service life
- A scheduled lamp switch function for alternate use of two lamps
- Quick lamp swap (less than 1 sec) with a fast rotating mirror to minimise the lamp downtime

### Colour Space Control

- Primary colour adjustment for consistent colour blending and brilliance uniformity for multi-screen configurations

### Digital Gradation Circuit

- Sharp, vivid images from edge to edge on multi-screen configurations ensured by uniform brightness distribution across the screen

## Flexibility

### Tailor-made System

- Common cabinet and screen for SXGA+ and XGA (upgradeable at a small additional cost)
- Mitsubishi Electric 100% front access and rear access versions
- The flexibility to configure the system according to specific needs with three optional input ports

## Internal Processing

### Built-in Processor

- Up to four windows + 1 background per panel (up to 6 windows in the case of no background image)
- Windows of any size across the entire wall
- User-friendly graphical user interface, Mitsubishi Electric's D-Wall software suite



## Auto-balancing

### Dynamic Colour & Brightness Balancing

- Three built-in sensors (one for each primary colour)
- Automatic colour and brightness balancing over the entire display for long periods of operation
- No need for an external computer

## Easy Set-up

### Auto-tuning

- Auto-geometry function as the result of extensive R&D work in image software processing

### Full Front Installation and Maintenance Capability

- No need to have maintenance space behind the display wall with 100% front access versions

## Durability

### Advanced Smart Colour Wheel

- Automatic colour adjustments after replacement of the colour wheel
- 10-year service life

## Redundancy

### Smart Switch

- Signal redundancy for mission-critical applications